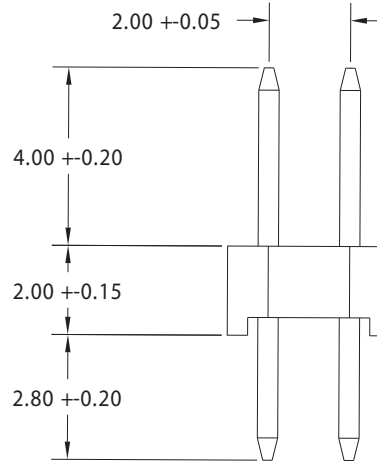
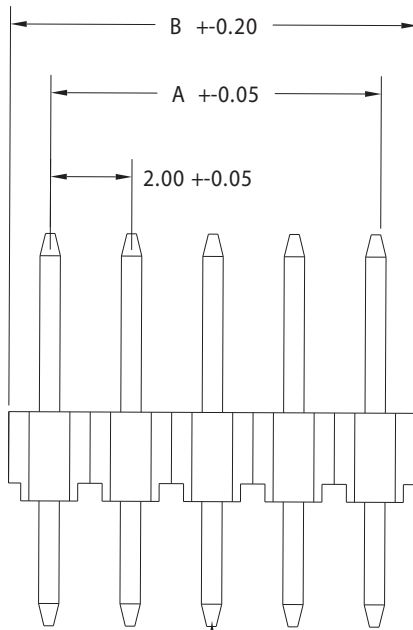
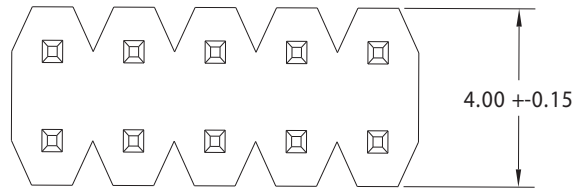


No. of Contacts	DIMENSIONS	
	A	B
4	2.00	4.00
6	4.00	6.00
8	6.00	8.00
10	8.00	10.00
12	10.00	12.00
14	12.00	14.00
16	14.00	16.00
18	16.00	18.00
20	18.00	20.00
22	20.00	22.00
24	22.00	24.00
26	24.00	26.00
28	26.00	28.00
30	28.00	30.00
32	30.00	32.00
34	32.00	34.00
36	34.00	36.00
38	36.00	38.00
40	38.00	40.00
42	40.00	42.00
44	42.00	44.00
46	44.00	46.00
48	46.00	48.00
50	48.00	50.00
52	50.00	52.00
54	52.00	54.00
56	54.00	56.00
58	56.00	58.00
60	58.00	60.00
62	60.00	62.00
64	62.00	64.00
66	64.00	66.00
68	66.00	68.00
70	68.00	70.00
72	70.00	72.00
74	72.00	74.00
76	74.00	76.00
78	76.00	78.00
80	78.00	80.00
-YµA PIN	DIM. B	+0.50



SPECIFICATIONS

CURRENT RATING: 1 AMP
 INSULATOR RESISTANCE: 5000 MEGA OHM MIN
 DIELECTRIC WITHSTANDING: 500 VAC
 OPERATING TEMPERATURE: -40°C TO +105°C
 CONTACT MATERIAL: GOLD FLASH OVERALL

PART NUMBER CODING

x RPN xx 2PAEN-RC

NUMBER OF POSITIONS
(4-80)

P = Polyester, UL 94v-0

*Processing Temperature = 210°C for 5 Seconds

N = Nylon 6-T

Processing Temperature = 260°C for 10 seconds.

* Indicated temperature and time is for component insulator.

Higher processing temperatures may be used, provided heat is applied from the back side of PCB, and insulator does not exceed indicated temperature and time.



RoHS COMPLIANT

Note that "xx" in part number designates number of dual positions, not total contacts.

SULLINS
 801 E. MISSION RD.
 SAN MARCOS, CA 92069

GENERAL TOLERANCE	
XX. +	XXX. +
.X. + 0.20	.XXX +
.X + 0.10	.X.B +
.XX + 0.05	.XB +

SCALE	NTS
UNIT	MM
SIZE	

DRAWN	YCH	DATE	12/12/05
DWG. NO. 10637			
PARTS NO. xRPNxx2PAEN-RC			

TITLE	2.00 mm MALE HEADER
REV. D	SHEET 1

REV.	D
SHEET	1